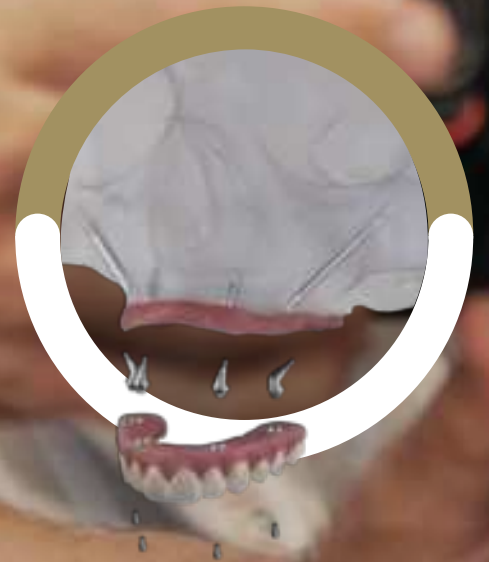


*GREATNESS IN SEVERE
ATROPHIC MAXILLA CASES
NEODENT® GM ZYGOMA-S*





Neodent® GM Zygoma-S

GREATNESS IN SEVERE ATROPHIC MAXILLA CASES

Enhance your practice by providing a solution in severe atrophic maxilla designed to meet patient expectations to implant treatment.

Meeting edentulous patients' expectations of shorter treatment times and immediate aesthetic and functional improvements present significant challenges for clinicians, especially in patients with anatomical deficiencies.

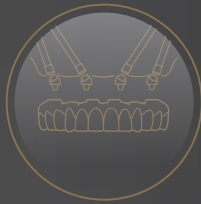
The search for a treatment approach that provides better stability to the prosthesis and less morbidity for patient, avoiding bone procedures, results in the dentists' need for a reliable and effective solution to suit higher treatment assertiveness and acceptance rates.

Additionally, complex surgical techniques require efficient drilling protocols and straightforward prosthetic options, respectively to avoid implant deviation and contributing to the treatment's long-term success.

The Neodent® GM Zygoma-S provides an immediate solution as an alternative for bone grafting procedures designed to deliver stability, treatment predictability, and precision, to meet patient expectations through its versatile design, and options tailored to anatomical efficiency and tissue relation.



A SMILE FOR EVERYONE



IMMEDIATE OUTSTANDING SOLUTION FOR SEVERE ATROPHIC MAXILLA CASES TREATMENT

Immediate function in shorter treatment times, avoiding graft procedures



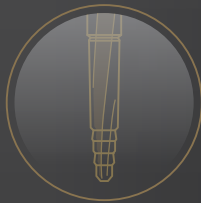
ANATOMICAL EFFICIENCY AND STABILITY

Designed to achieve high primary stability and anatomical compatibility.



PROSTHETIC VERSATILITY FOR REHABILITATION NEEDS

Designed to achieve high primary stability and anatomical compatibility.



PREDICTABLE SURGICAL RESULTS

Intuitiveness and efficiency in all surgical steps.



IMMEDIATE OUTSTANDING SOLUTION FOR SEVERE ATROPHIC MAXILLA CASES TREATMENT

Neodent® GM Zygoma-S Implant System is part of the NeoArch® Grand Morse solution, and offers an optimized solution for immediate fixed treatment protocols in edentulous patients with severe atrophic maxilla, allowing significantly improve patient satisfaction^[4].



Watch an animated video of this image
Scan the QR or visit the link below:

 neodent.com/zygoma-s_solution



“ The Zygoma-S implant is the result of Neodent treatment concepts evolution, based on versatility and immediate results. It is a cutting-edge solution for atrophic maxilla rehabilitations.

DR. GENINHO THOMÉ ”



IMMEDIATE FUNCTION RESULTING IN SHORTER TREATMENT TIMES.

- Different implant techniques to avoid the use of grafting procedure.⁽¹⁾
- Optimized implant design to achieve high primary stability in bone types I, II, III and IV.⁽⁴⁾



IMMEDIATE NATURAL-LOOKING ESTHETICS WITH VERSATILE RESTORATIVE OPTIONS.

- Broad range of gingival heights to attend varied clinical needs.
- Options of straight and angled abutments (0°, 17°, 30°, 45°, 52° & 60°).



IMMEDIATE PEACE OF MIND THANKS TO A STABLE FOUNDATION.

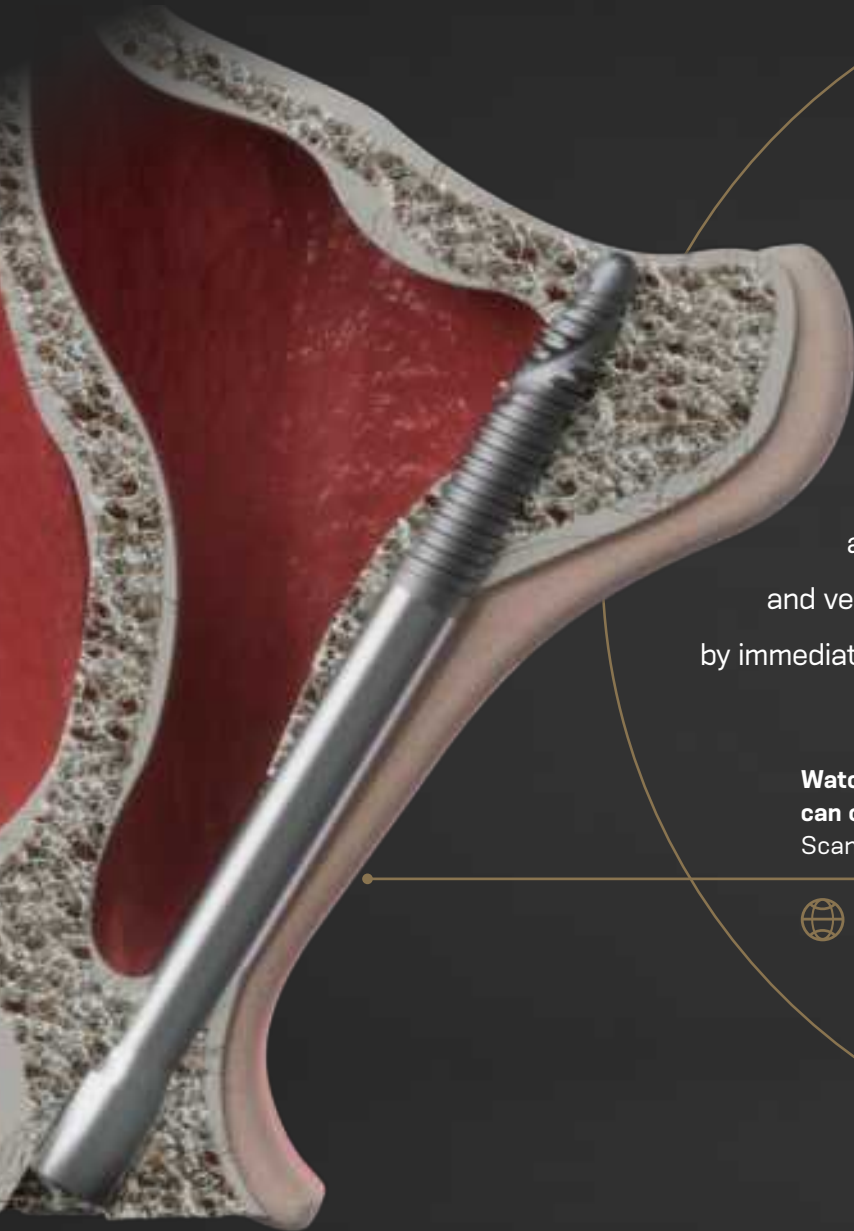
- One connection regardless of the diameters.
- Unique connection combining platform switching associated with a deep 16° Morse taper including an internal indexation.

Visit our website to get further information about **Zygoma-S**.

 neodent.com/zygoma-s



ANATOMICAL EFFICIENCY AND STABILITY



The Neodent® GM Zygoma-S features the unbeatable versatility of Helix® Grand Morse® to high primary stability^[2] for long-term success. Additionally, to the combination of remarkable features, the Neodent® GM Zygoma-S offers an anatomical friendly relation, soft tissue preservation and versatile treatment options, resulting in quality of life by immediately restoring function and esthetics^[3].

**Watch a video of how the smooth surface
can optimize clinical results**

Scan the QR or visit the link below:



neodent.com/zygoma-s_surface



“ The polished surface of Zygoma-S implant is a game-changer. I know a lot of patients will benefit from the extra-sinus technique with an improved soft tissue approach of this new implant.

DR. RIAD ALMASRI





Scan the QR or visit the link below and learn more about this **unique feature**:

 neodent.com/zygoma-s_implant



NeoPoros

GRAND MORSE® CONNECTION: A STABLE AND STRONG FOUNDATION DESIGNED FOR LONG TERM SUCCESS.

- One prosthetic connection for all Grand Morse® Implants: ease of use.
- 16° Morse Taper connection: designed to ensure a tight fit for an optimal connection seal.
- Platform switching morse taper connection: fulfils the platform switching concept.
- Deep Morse taper connection: designed for optimal load distribution.
- Internal Indexation: precise abutment positioning, protection against rotation and easy handling.

IMPLANT DESIGNED TO PROVIDE VERSATILE POSSIBILITIES OF PLACEMENT^[5], RESULTING IN ANATOMICAL EFFICIENCY

- Implant designed to extra maxillary or intra sinus cases.
- Associated with regular implants or Quad Z placement.
- 3.5mm and 3.75mm of diameter.
- Smooth Machined Surface in the implant body maintains soft-tissue preservation^[2].
- Coronal portion with 4.3mm of diameter designed to ensure resistance and a tight fit for an optimal connection seal.
- Ten different lengths: 30 / 35 / 37.5 / 40 / 42.5 / 45 / 47.5 / 50 / 52.5 / 55 mm.

HELIX® GRAND MORSE®: UNBEATABLE VERSATILITY.

- Progressive depth threads at the apical area allow under-prepping of the osteotomy.
- Apex with Neoporos surface, potentializing the osseointegration to enhance the zygomatic anchorage.
- Hybrid contour: enable stability with vertical placement flexibility.
- Dynamic progressive thread design designed to achieve high primary stability in all bone types.
- Active apex: self-tapping.

Visit our website to get further information about **Zygoma-S**.

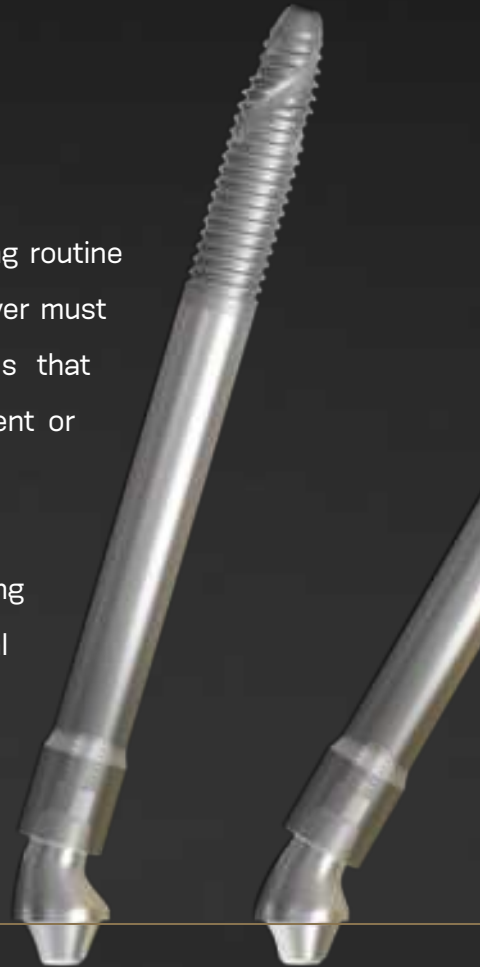
 neodent.com/zygoma-s



PROSTHETIC VERSATILITY FOR REHABILITATION NEEDS

Nowadays, patients expect quality of life and want to feel safe performing routine activities. Wherefore efficient dental treatments with short times to recover must assure esthetic results. Furthermore, clinicians have high expectations that prosthetic solutions deliver assertiveness and easy handling for placement or procedure maintenance.

The Neodent® NeoArch restorative portfolio meets those needs by providing versatile options and respecting biological distances, offering optimal abutments angulations and a broad range of gingival heights to attend to different clinical needs. In addition, achieving immediate function with prosthetics simplifies your workflow, optimizing the emergence profile, regardless of the maxilla atrophy level.



SEVERAL GINGIVAL HEIGHT OPTIONS: ADAPTING TO TISSUE AVAILABILITY.

Several gingival heights and angulations combined with an anatomical shape, short cone and wide angle, resulting in an optimized emergence profile.

OPTIMAL ANGULATION: 17° UNTIL 60°: FITTING TO PATIENT'S ANATOMY.

SHORT CONE, WIDE ANGLE: MAXIMIZING PASSIVE FIT AND ANGLE COMPENSATION.



17°

GINGIVAL
HEIGHTS

1.5 / 2.5 / 3.5 mm



Scan the QR or visit the link below and learn more about this **unique feature**:

 neodent.com/zygoma-s_prosthetic

“ The wide range of angles for Mini Conical Abutments and the special GM design deliver great results for the patient’s needs, with favorable and functional prosthesis. ”

DR. GENINHO THOMÉ



NEW

NEW



30°

45° Slim**

45°*

52°**

60°**

1.5 / 2.5 / 3.5 mm

1.5 / 2.5 mm

1.5 / 2.5 mm

1.5 / 2.5 mm

1.5 / 2.5 mm

*The 45° Mini Conical Abutment is indicated for use only with Helix GM® Long, Zygoma GM™, and Zygoma-S.

**The 45° Mini Conical Abutment Slim, the 52° Mini Conical Abutment and 60° Mini Conical Abutment are indicated for use only with Zygoma GM™ and Zygoma-S.

Visit our website to get further information about **Zygoma-S**.

 neodent.com/zygoma-s



PREDICTABLE SURGICAL RESULTS

Surgical procedures in patients with extremely bone deficit are complex and require efficient protocols and accuracy, to avoid implant deviation and assure the treatment's long-term success.

The Neodent® GM Zygoma-S system provides predictability and builds confidence with its straightforward surgical protocol, designed to overcome challenging procedures, from extra maxillary to intra sinus placement, enabling efficiency in all surgical steps.

CONFIDENCE TO PREDICTABLE SURGICAL RESULTS.

The Neodent® GM Zygoma-S protocol features unique drills designed for a more accurate osteotomy from the surgical beginning, bringing a maximum level of confidence to the surgery by precise initial drilling, preserving anatomical structures, contributing to the accuracy in the implant positioning, regardless of the demanding indications.

NEW


Two different lengths of color-coded drills options, to adapt well to diverse anatomical structures:

- 3.5 and 3.75: 71mm and 100mm

NEW

More precision for initial surgical preparation:

- A Spade drill and a new initial lateral cutting drill: More precision for the initial osteotomy.



Scan the QR or visit the link below and learn more about this **unique feature**:



neodent.com/zygoma-s_drills




“ The Zygoma-S surgical kit was specially improved for the initial drilling, which enables a very stable osteotomy and a safe implant placement. ”

DR. LUIS EDUARDO MARQUES PADOVAN

FUNCTIONAL AND INTUITIVE SURGICAL CASSETTE ENABLES SURGICAL EFFICIENCY.

The Neodent® GM Zygoma-S System features an intuitive protocol, potentializing surgical predictability and efficiency, simplifying the drilling sequence and includes an initial guided procedure



Watch a 3D video of Zygoma-S kit
Scan the QR or visit the link below:



neodent.com/zygoma-s_kit

Visit our website to get further information about Zygoma-S.



neodent.com/zygoma-s

CLINICAL CASE

FULL UPPER ARCH RESTORATION
WITH 4 **ZYGOMA-S IMPLANTS**

DR. RIAD ALMASRI

USA

Specialty Certificate in
Prosthodontics in from the Nova SE
University College of Dental Medicine



Initial panoramic image, before the procedure



Clinical aspect after the placement of 4 Zygoma-S implants



Clinical aspect of final rehabilitation



Final panoramic image, with the bar positioned on abutments



CHECK OUT THIS FULL CLINICAL CASE



Scan the QR code or visit the link
below to access it:

 **zygoma-s clinical case 01**

CLINICAL CASE

FULL UPPER ARCH RESTORATION WITH **2 ZYGOMA-S IMPLANTS** COMBINED WITH **3 HELIX GM IMPLANTS**

DR. RIAD ALMASRI

USA

Specialty Certificate in
Prosthodontics in from the Nova SE
University College of Dental Medicine



Initial panoramic image, before the procedure



Clinical aspect after the placement of 2 Zygoma-S implants and 3 Helix GM implants



Clinical aspect of final rehabilitation



Final panoramic image, with the bar positioned on abutments



CHECK OUT THIS FULL CLINICAL CASE



Scan the QR code or visit the link below to access it:



zygoma-s clinical case 02

Smile through life

Neodent® is a global brand founded by a dentist for dentists, with the purpose of **changing lives**. Available in **95 countries**, with a legacy of **more than 30 years** focused on ease of use, **Neodent® Dental Implant Systems** focus on **progressive treatment concepts**, such as **immediacy with modern and reliable solutions** to enable therapy access and affordability for **creating new smiles every day**.



GLOBAL BRAND

Available in 95 countries, expanding our philosophy worldwide.



FOUNDED BY A DENTIST FOR DENTISTS

A legacy of more than 30 years focused on ease of use.



PROGRESSIVE TREATMENT CONCEPTS

Modern and reliable solutions.



THERAPY ACCESS AND AFFORDABILITY

Accessibility to proven and affordable solutions.



A Straumann Group Brand

NEODENT GLOBAL PLAY

Neodent Global Play is an amazing Training and Education online platform that gathers great content available **on-demand and for free**. You will find out clinical cases, product training videos, tutorials, and much more!

Registration is simple and automatic, you only need to fill out the form to have instant access to all the great content.



Check at the address:
globalplay.neodent.com



[1] "Block MS, Haggerty CJ, Fisher GR. Nongrafting implant options for restoration of the edentulous maxilla. J Oral Maxillofac Surg 2009;67:872-881."

[2] "Steigenga J, Al-Shammari K, Misch C, Nociti FH Jr, Wang HL. Effects of implant thread geometry on percentage of osseointegration and resistance to reverse torque in the tibia of rabbits. J Periodontol. 2004;75(9):1233-41."

[3] Aparicio C, López-Piriz R, Albrektsson T. ORIS Criteria of Success for the Zygoma-Related Rehabilitation: The (Revisited) Zygoma Success Code. Int J Oral Maxillofac Implants 2020;35:366-378.

[4] "Babbush CA. Post treatment quantification of patient experiences with full-arch implant treatment using a modification of the OHIP-14 questionnaire. J Oral Implantol. 2012 Jun;38(3):251-60."

[5] DT-2207-080 - Technical Statement, FORM: FORM.P&D.048.013

מנהלי תיקי לקוחות



יונן כהן-נחמיה

050-6451880

אזור ירושלים ודרום



אורי חמישה

054-3328791

אזור דרום ירושלים



דנה גולד

054-6210892

אזור מרכז



ישי מינס

055-8873619

אזור מרכז



גלית סבג הוויג

054-3063409

אזור צפון

מטה מכירות משרד (שתלים + גרגרציה)



שולי נער

03-6138777

054-2525435



נטלי רינק

03-6138777

054-3196860



ריוט גורביץ

03-6138777

054-9094420



מאיה פנחם

03-6138777

054-2515271

תמיכה מקצועית



מניה גיצ'ק

03-6138777

רפרנטית גבייה והנהל"ח



דריה ברל

050-9022467

מנהלת ידע ורגולציה



תמיכה במעבדות שיניים

ושיקום על גביי שתלים

054-2525419

MRK.DSS.Rev.01

Distributed in Israel

H&A Professionals
for Professionals

H&A Systems
11 Tuval St.
Ramat-Gan 5252226, Israel
Phone +972 (0)3 613 87 77
www.hasystems.co.il

straumanngroup

NEODENT[®]
A Straumann Group Brand

© 2024 - JJGC Indústria e Comércio de Materiais Dentários S.A. All rights reserved. All brands listed in this material, registered or not, are the property of JJGC Indústria e Comércio de Materiais Dentários S.A. The reproduction of this material without prior authorization is prohibited. Neodent, Acqua, Helix GM, are trademarks or registered trademarks of JJGC Indústria e Comércio de Materiais Dentários S.A.
101300_neodent_zygoma-S_brochure_en_xx_C00_of_020824